



GARLWAY MACHINERY

Winch Catalog

Contact us for more catalogs of [Winch](#), [Concrete Mixer](#), [Concrete Batching Plants](#), etc.

GARLWAY MACHINERY

COMPANY PROFILE

>>> About Us

Henan Garlway Machinery Co., Ltd., established in 2014 and headquartered in Zhengzhou City, Henan Province, is a leading manufacturer specializing in the research, development, production, and sales of mechanical equipment. As our core product, winches are at the heart of our operations, alongside other offerings such as concrete mixers, batching machines, and mixing stations. With over a decade of industry expertise, we pride ourselves on our robust R&D capabilities, enabling us to deliver customized solutions tailored to diverse customer needs. Our three factories, spanning 60,000 square meters, and a dedicated workforce of over 300 employees ensure a monthly production capacity of 2,000 units. Serving markets across Southeast Asia, Central Asia, North Africa, South Africa, Latin America, and Oceania, Garlway Machinery has earned global recognition for its high-quality products and exceptional service. Committed to innovation and excellence, we strive to strengthen our position as a leader in the mechanical equipment industry, promoting Chinese products worldwide.



Electric And Hydraulic Winch For Heavy Duty Applications

Item Number: GJYJ1.5T



Introduction


Explore our 1.5 ton electric winch for heavy-duty lifting. Compact, reliable, and versatile, ideal for construction, mining, and more. Boost efficiency today!

[Learn More](#)

Parameter	Specification
Product Type	2 Ton Wire Rope Pulling Electric Winch
Components	Motor, Reducer, Wire Rope, Drum, Hydraulic Brake, Steel Chassis, Electric Control System
Capacity Range	1 ton to 65 tons (or larger tonnage available)
Applications	Industrial, Mining, Metallurgy, Hoist Construction, Chemical, Road and Bridge, Dock, Oil Industry
Usage	Can be used independently or with double girder overhead crane, double girder gantry crane
Series Available	JK Series (High Speed), JM Series (Slow Speed), JM Series (Electronic Control Slow Speed Large Tonnage), JKL Series (Hand Control High Speed Free Rolling), JKD Series (New Type)
Specialized Winches	Ship Use Winch, Metallurgy Winch, etc.
Features	Compact Structure, Economical, Easy to Install, Wide Range of Application, Prompt Brake, Small Volume, Light, Compact, Convenient, Easy to Maintain
Ideal For	Improving Working Efficiency and Working Conditions

Warn Winch Windlass Boat Trailer Winch

Item Number: GJYJ5T



Introduction

Explore windlass, warn winch, and boat trailer winch for heavy lifting, towing, and material handling. Durable, safe, and versatile solutions for marine, construction, and mining.

[Learn More](#)

Parameter	Specification
Rated pulling force	50kN
Wire rope specification	6 × 19, diameter 19.5-20mm
Reel size	Diameter 325mm, length 620-700mm
Rope capacity	150-200m
Motor model	Y160L-6
Motor power	11kW
Speed	960r/min
Rated speed	9m/min
Overall dimension	About 1420×1110×800mm-1550×1160×800mm
Mass of the whole machine	About 800kg

Portable Small Trailer Winch

Item Number: GJYJ0.5T



Introduction

Discover the small winch for lifting heavy machinery, compact design, durable steel, multi-voltage, and OEM customization. Ideal for engineering and construction projects. Max Loading within 500KGS

[Learn More](#)

Parameter	Specification
Application	Lifting goods and heavy machinery
Suitable Industries	Engineering and construction projects
Construction Material	High-quality steel carbon materials
Warranty	1-year warranty
Voltage Range	AC 100-240V/50/60Hz
Customization Support	OEM customization available
Power Source	Electric energy
Ideal Applications	Boat engineering and construction machinery

Electric 120V Boat Winch By Badlands

Item Number: GJYJ3T



Introduction

Discover the 3T Electric Winch for heavy lifting, construction, and marine tasks. Compact, efficient, and built for durability.

[Learn More](#)

Parameter	Description
Product Name	3T on Wire Rope Pulling Electric Winch
Type	Electric Winch / Windlass
Components	Motor, Reducer, Wire Rope, Drum, Hydraulic Brake, Steel Chassis, Electric Control System
Capacity Range	1 ton to 65 tons (or larger tonnage available)
Applications	Industrial and Mining, Metallurgy, Hoist Construction, Chemical, Road and Bridge, Dock, Oil Industry
Usage	Construction Sites, Port Piers, Independent Use, Integration with Double Girder Overhead Crane, Double Girder Gantry Crane
Series Available	JK Series (High Speed), JM Series (Slow Speed), JM Series (Electronic Control Slow Speed Large Tonnage), JKL Series (Hand Control High Speed Free Rolling), JKD Series (New Type)
Specialized Winches	Ship Use Winch, Metallurgy Winch, etc.
Features	Compact Structure, Economical, Easy to Install, Wide Range of Application, Prompt Brake, Small Volume, Lightweight, Easy to Maintain
Benefits	Improves Working Efficiency and Conditions

Small Electric Winch 120V And 240V For Compact Applications

Item Number: GJY1T



Introduction

Discover the small electric winch for efficient lifting and pulling in construction, warehousing, and rescue. High-torque, safe, and durable.

[Learn More](#)

Feature	Description
High-Efficiency Power & Precision Control	
High-Torque Motor	Equipped with a high-performance copper-core motor, rated power 1.5-2.2 kW, strong starting torque, stable operation.
Multi-Speed Design	Utilizes planetary gear reducer or worm gear reduction mechanism, lifting speeds 8-15 meters per minute.
Smart Control System	Supports wireless remote or wired button control, some models include variable frequency speed regulation.
Multi-Layered Safety Protection Mechanisms	
Dual Braking System	Features electromagnetic brake and mechanical brake for instant load locking during power outages.
Overload Protection	Integrated electronic overload sensors or mechanical friction clutches, automatic power cut or slippage for loads over 1 ton.
Limit Switch Protection	Upper/lower travel limit switches halt operations at preset heights, preventing wire rope over-winding or derailment.
Compact Structure & Durable Design	
High-Strength Materials	Drum crafted from seamless steel tubes or cast steel with anti-corrosion coatings, paired with multi-layer high-tensile steel wire ropes (Φ8-10 mm).
Modular Design	Compact dimensions (approx. 600×400×400 mm), lightweight (100-150 kg), easy installation or integration with mobile frames.
Thermal & Environmental Protection	Fully enclosed motor housing with cooling fans, IP54-rated dust/water resistance.
Versatile Applications	
Construction	Vertical transport of building materials, formwork lifting.
Warehousing & Logistics	Cargo loading/unloading and stacking with cranes or gantries.
Manufacturing	Equipment installation and heavy component relocation.
Emergency Rescue	Vehicle recovery and obstacle clearance.
Energy Efficiency & Easy Maintenance	
Low Energy Consumption	Optimized motor efficiency reduces electricity use by ~20% compared to traditional models.
Maintenance-Free Design	Self-lubricating bearings and sealed gearboxes minimize upkeep, routine checks on wire ropes and bolts suffice.

Best 18000 Pound Drum Anchor Trailer Winch

Item Number: GJYJ10T



Introduction

Discover the 18000 pound winch for heavy-duty lifting and towing. Ideal for construction, mining, and harbor operations. High capacity, durable, and safe. Explore now!

[Learn More](#)

Parameter	Specification
Rated pulling force	100kN (10 tons)
Wire rope diameter	28mm
Reel diameter	530mm
Reel length	1000mm
Rope capacity	350 meters
Lifting speed	Slow: 8m/min, Fast: 30m/min
Motor power	30kW
Overall dimensions	2010 mm x 1950 mm x 1100 mm
Machine weight	5000 kg

12000 Lb Heavy Duty Electric Boat Winch

Item Number: GJYJ6T



Introduction

12000 lb winch: Heavy-duty lifting, 60kN pulling force, durable steel construction. Ideal for construction, mining, forestry, and ship docks. Safe, reliable, easy to operate.

[Learn More](#)

Parameter	Specification
Rated pulling force	60kN
Wire rope specification	22.5
Reel size	Diameter 380mm, Length 740mm
Rope capacity	200m
Motor model	YZR160L-6
Motor power	15kW
Speed	960r/min
Rated speed	25m/min
External dimensions	1690×1355×850mm
Overall quality	Varies by model and manufacturer

Application	Description
Building construction	Lifting building materials, vertical transportation, dragging materials
Bridge construction	Lifting bridge components, hauling hanging baskets
Mining	Lifting ore, slag, hauling mine cars
Ship docks	Mooring operations, lifting and handling small cargoes
Forestry field	Lifting timber, transporting cut timber

Selling Point	Description
Safe and reliable	Equipped with brakes, limiters, and overload protection
Easy to operate	Simple interface, remote control capability
Sturdy structure	High-quality steel frame and drum, reduced maintenance costs
Strong adaptability	Vertical lifting, horizontal or inclined dragging, customizable
Strong power	6 tons rated pulling force for regular lifting and pulling needs

Hydraulic Winding Engine Harbor Freight Winch

Item Number: GJYJ2T



Introduction


Explore durable harbor freight and hydraulic winches for industrial, mining, and construction needs. Enhance efficiency with reliable lifting solutions.

[Learn More](#)

Parameter	Specification
Type	Electric Winch
Capacity	1 ton to 65 tons (or larger)
Components	Motor, Reducer, Wire Rope, Drum, Hydraulic Brake, Steel Chassis, Electric Control System
Applications	Industrial, Mining, Metallurgy, Hoist Construction, Chemical, Road and Bridge, Dock, Oil Industry
Usage	Independent use or with Double Girder Overhead Crane, Double Girder Gantry Crane
Series	JK Series (High Speed), JM Series (Slow Speed), JM Series (Electronic Control Slow Speed Large Tonnage), JKL Series (Hand Control High Speed Free Rolling), JKD Series (New Type)
Additional Types	Ship Use Winch, Metallurgy Winch
Features	Compact Structure, Economical, Easy to Install, Wide Range of Application, Prompt Brake, Small Volume, Lightweight, Compact, Convenient, Easy to Maintain
Purpose	Improve Working Efficiency and Conditions

Quick Windlass Portable Winch For Truck And Boat Best Boat Winch

Item Number: GJYJ8T



Introduction


Discover the quick windlass, a versatile winch for construction, mining, and more. With 80kN pulling force, 15kW motor, and safety features, it ensures efficient, safe, and reliable heavy lifting. Explore now!

[Learn More](#)

Parameter	Specification
Rated pulling force	80kN
Wire rope specification	6x37, diameter 26mm
Reel size	diameter 400mm, length 900mm
Rope capacity	300m
Motor Model	YZR180L-6
Motor power	15kW
Speed	960r/min
Rated speed	5.5m/min
Overall dimension	1780x1580x930mm
Overall mass	1600kg

Heavy Duty Electric Boat Winch Windlass Anchor

Item Number: GJYJ20T



Introduction


Explore the electric boat winch, featuring 200kN pulling force, adjustable speed, and robust construction. Ideal for marine, mining, and industrial applications.

[Learn More](#)

Parameter	Specification
Rated Pulling Force	200kN (20 tons)
Diameter of Wire Rope	24-32mm
Rope Capacity of Drum	300-500 meters (depending on the model)
Lifting Speed	6-12m/min (adjustable)
Motor Power	30-55kW

Electric Hoist Winch Boat Anchor Windlass For Marine Applications

Item Number: GJYJ4T



Introduction

Discover high-capacity electric hoist winches for construction, mining, and logistics. Safe, durable, and efficient. Explore now!

[Learn More](#)

Parameter	Specification
Rated pulling force	40kN
Diameter of wire rope	16mm
Rope speed	5-60 meters per minute
Rope capacity	70-120 meters
System pressure	20 MPa
System flow rate	150 liters
Overall dimensions	about 500mm x 326mm x 245mm



Garlway Machinery

No.55 Zhongxin Road, Shangjie District, Zhengzhou
City, Henan Province, China.

